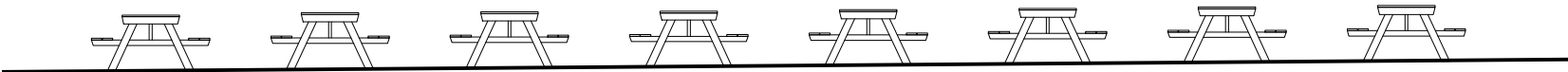


P L A N N I N G

This drawing is copyright and the property of DMWA Ltd Chartered Architects. It may not be copied reproduced or altered in any way without their written authority.

This drawing is for planning purposes only.

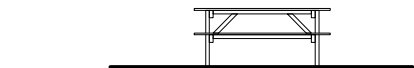
All dimensions to be checked on site and any discrepancies reported to the Architect immediately. Please see structural engineers specification prior to any construction works



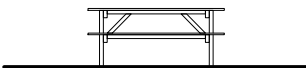
Indicative Proposed West Elevation  
1/100



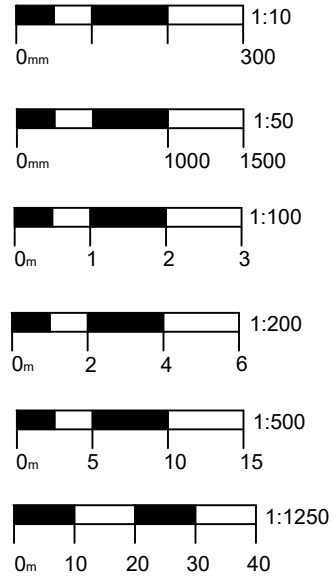
Indicative Proposed East Elevation  
1/100



Indicative Proposed North Elevation  
1/100



Indicative Proposed South Elevation  
1/100



REV	COMMENT	DATE
Project: Beach House Cafe - External Seating		
Beach House Cafe The Spit Mudeford BH6 4EN		
Client: K Slater		
Drawing Title: Indicative Proposed Elevations		
Job No: 150218		
Drawn: AR		
Date: 08.09.2025		
Scale: As Indicated @ A3		
Drawing No: PL03		
Rev:		

DMW  
architects

46a East St, Wimborne, Dorset, BH21 1DX  
01202 884024 www.dmwa.co.uk